



District Report Card: 2017


State: Andhra Pradesh	District: East Godavari
Class: 8	Subject: Mathematics
Schools: 51	Students: 1333


Participation/Coverage


Students

<div>GENDER</div> <div></div>	Boys		Girls	
	Number	%	Number	%
	556	41.71	777	58.29

<div>AREA</div> <div></div>	Rural		Urban	
	Number	%	Number	%
	1157	86.80	176	13.20

<div>CATEGORY</div> <div></div>	SC		ST		OBC		GEN	
	Number	%	Number	%	Number	%	Number	%
	358	26.86	113	8.48	560	42.01	302	22.66

<div>CWSN</div> <div></div>	LD	VI	HI	S&LD	ID	Oth
	0	0	5	0	2	30

<div>Management</div> <div></div>	Government		Government-aided	
	Number	%	Number	%
	1282	96.17	51	3.83

Average Performance of Students in Mathematics (%)

Overall	Gender		Area		Management		Social Group			
	Male	Female	Rural	Urban	Govt.	Aided	SC	ST	OBC	GEN
63.97	64.75	63.41	64.66	59.43	64.17	58.82	64.43	64.66	63.52	63.97

Performance on Learning Outcomes (LOs)

Learning Outcomes	Description	Average Performance(%)
M601	Solves problems involving large numbers by applying appropriate operations	59.70
M606	Solves problems on daily life situations involving addition and subtraction of fractions / decimals	64.74
M620	Finds out the perimeter and area of rectangular objects in the surroundings like floor of the class room, surfaces of a chalk box etc.	70.02
M621	Arranges given/collected information in the form of table, pictograph and bar graph and interprets them	71.85
M702	Interprets the division and multiplication of fractions	54.16
M705	Solves problems related to daily life situations involving rational numbers	64.29
M706	Uses exponential form of numbers to simplify problems involving multiplication and division of large numbers	60.94
M707	Adds/subtracts algebraic expressions	75.69
M710	Solves problems related to conversion of percentage to fraction and decimal and vice versa	59.12
M717	Finds out approximate area of closed shapes by using unit square grid/graph sheet	46.81
M719	Finds various representative values for simple data from her/his daily life contexts like mean, median and mode	73.56
M721	Interprets data using bar graph	74.92
M801	Generalizes properties of addition, subtraction, multiplication and division of rational numbers through patterns	47.11
M802	Finds rational numbers between two given rational numbers	73.40
M803	Proves divisibility rules of 2, 3, 4, 5, 6, 9 and 11	69.63
M804	Finds squares, cubes, square roots and cube roots of numbers using different methods	67.17
M808	Uses various algebraic identities in solving problems of daily life	77.20
M812	Verifies properties of parallelogram and establishes the relationship between them through reasoning	55.93
M818	Finds surface area and volume of cuboidal and cylindrical object	37.54
M819	Draws and interprets bar charts and pie charts	60.92

Range of Performance of Students who Answered Correctly							
Below 30%		30% - 50%		50% - 75%		Above 75%	
Number	%	Number	%	Number	%	Number	%
183	13.73	218	16.35	393	29.48	539	40.44

Lowest Performing Learning Outcomes (LOs)

- 1 - Finds surface area and volume of cuboidal and cylindrical object (37.54)
- 2 - Finds out approximate area of closed shapes by using unit square grid/graph sheet (46.81)
- 3 - Generalizes properties of addition, subtraction, multiplication and division of rational numbers through patterns (47.11)

4 - Interprets the division and multiplication of fractions (54.16)

5 - Verifies properties of parallelogram and establishes the relationship between them through reasoning (55.93)